

Sharing Responsibility for Our Children:

How one community is making their vision for Children a reality

October 27, 2008
www.OurKidsNetwork.ca





Purpose Today

- 1. History**
 - **Role of hubs**
- 2. Using data to mobilize our community – Results-based Accountability**
- 3. Evaluating partnerships**



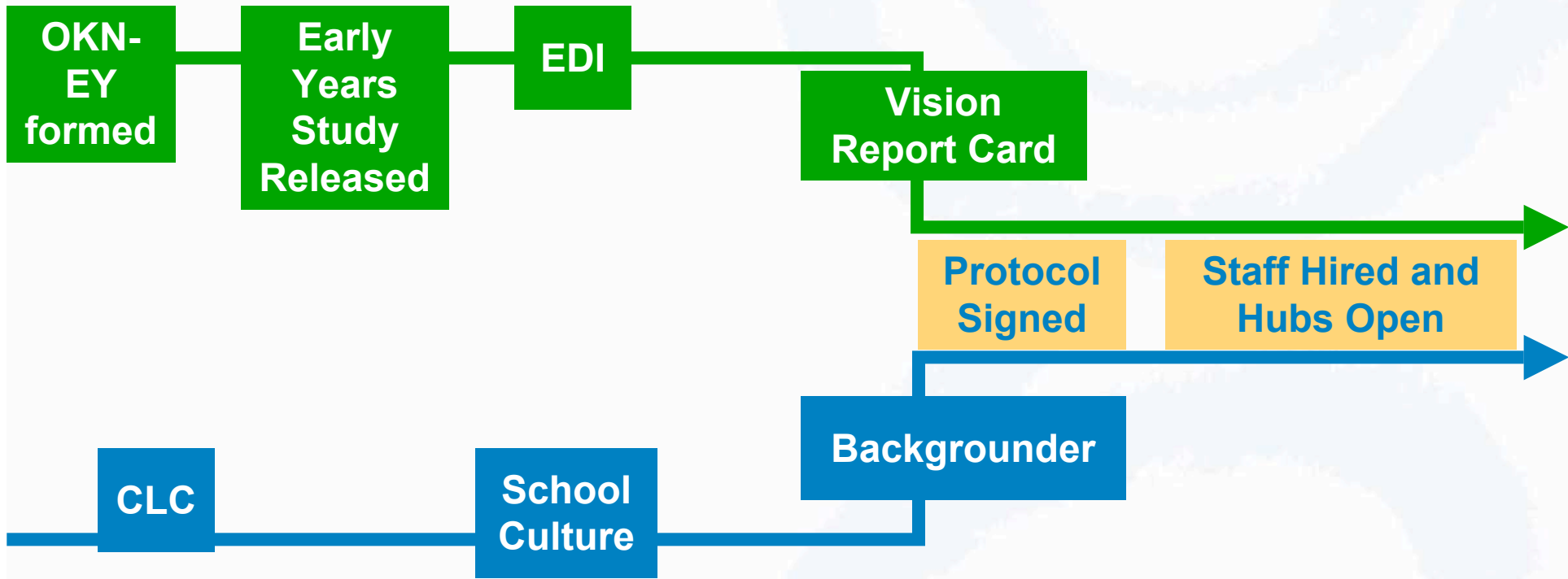
Protocol Partners

- 1. Halton Region – Health and Social & Community Services departments**
- 2. Halton District School Board**
- 3. Halton Catholic District School Board**
- 4. Halton Children’s Aid Society**
- 5. Halton Regional Police Services**
- 6. ROCK (children’s mental health)**
- 7. Transitions for Youth (youth justice)**

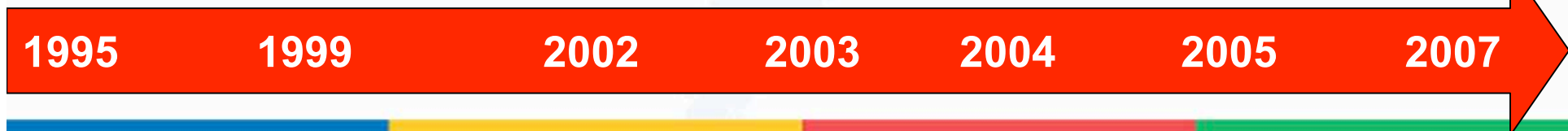


Major Milestones

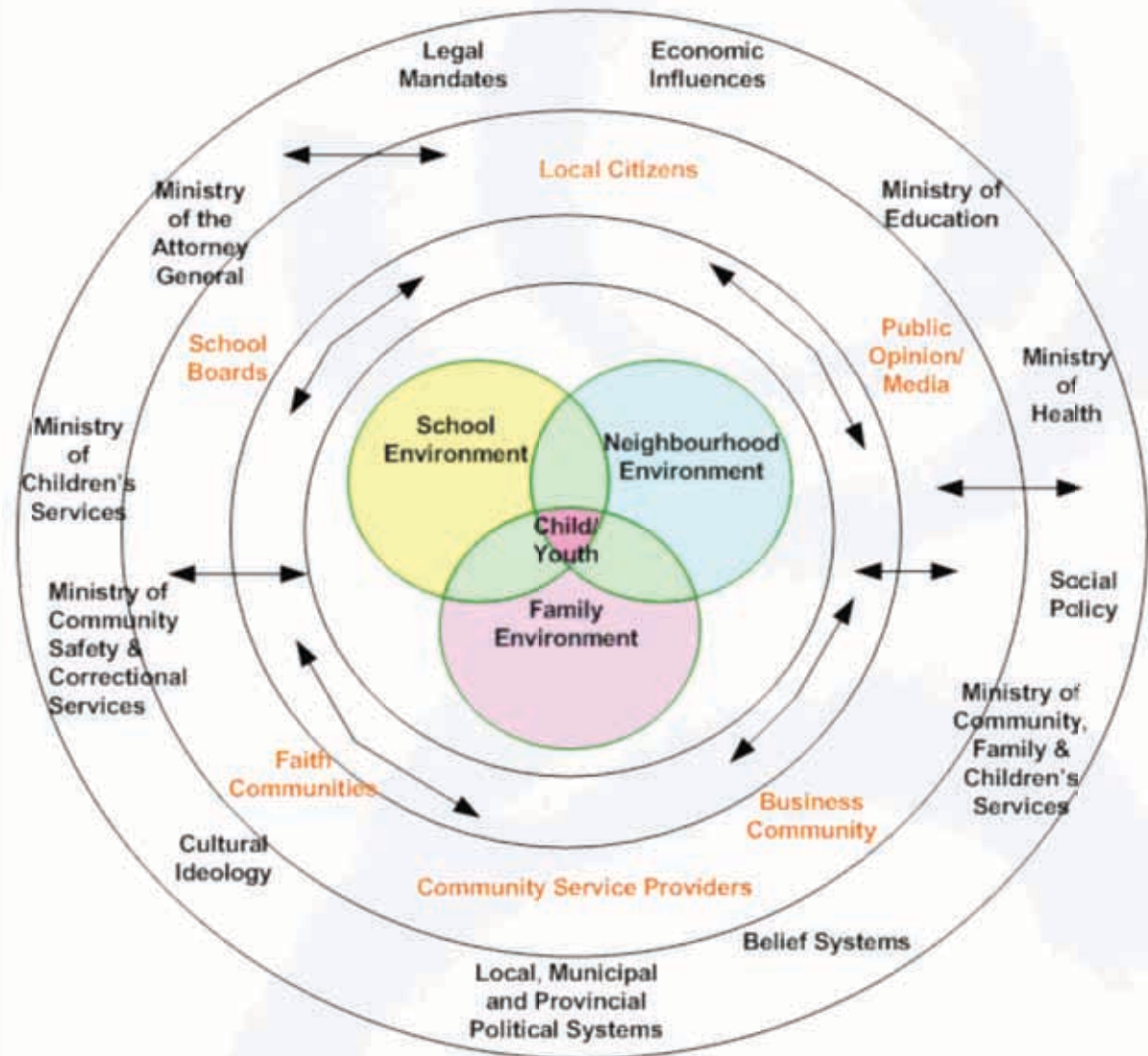
EARLY YEARS



SCHOOL YEARS



Our Kids Ecological Model





Developmental Assets

The positive experiences and personal qualities that children and youth need to grow up healthy, caring, and responsible.

Search Institute



Two Shifts

From fixing young people's problems



Promoting young people's strengths

Beyond programs



Relationships



Our Kids Principles

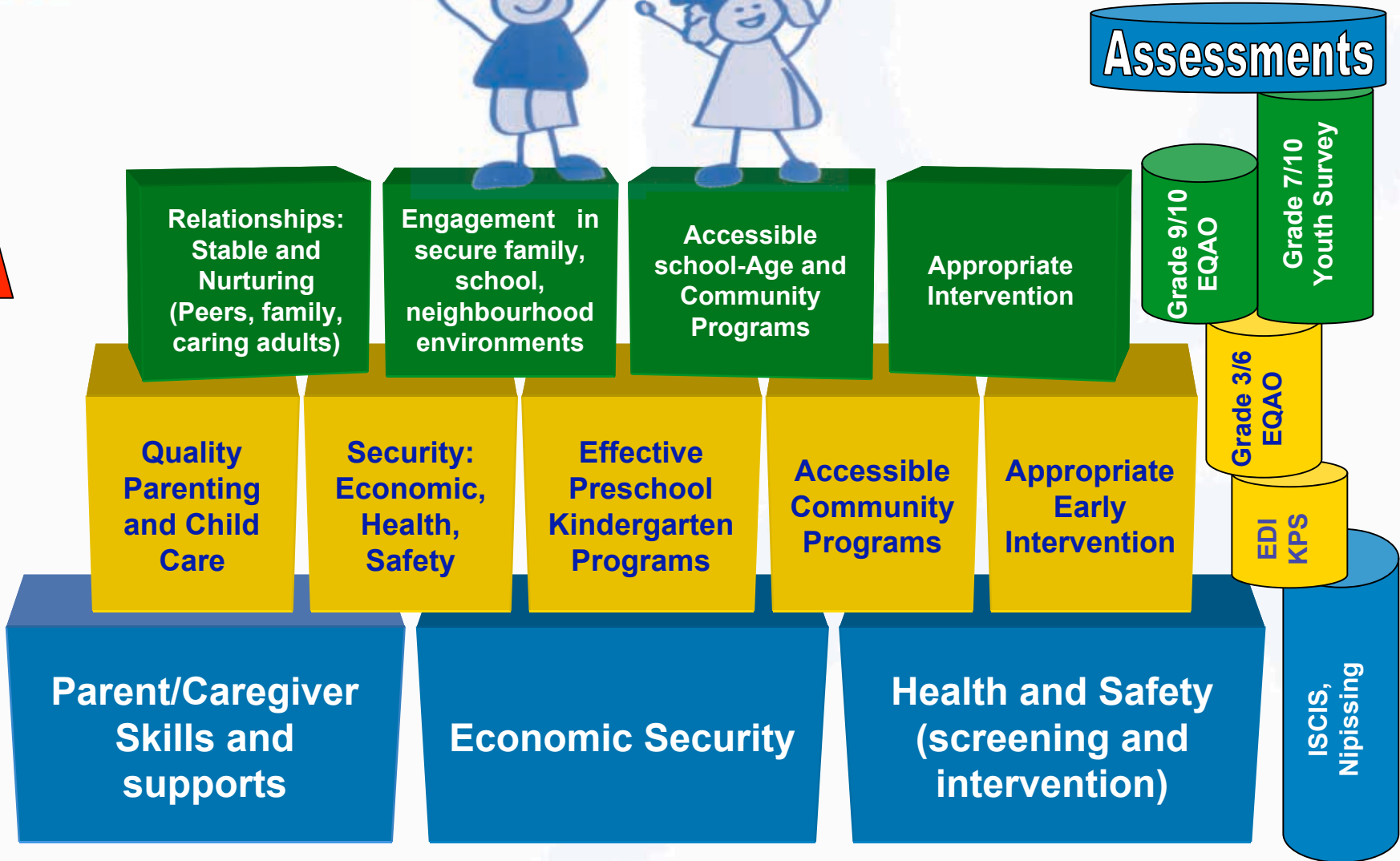
- **Neighbourhood/community involvement**
- **Service provider integration**
- **On-going monitoring of outcomes**



Building Blocks



Prenatal to 18 years






Child and Youth Monitoring in Halton

3-Year Monitoring Cycle



Research & Planning



Democratization of Data
"to make information accessible and comprehensible by all members of the community"

This information can be used by communities to:

- **Understand local problems**
- **Plan effective strategies**
- **Evaluate progress toward meeting goals**



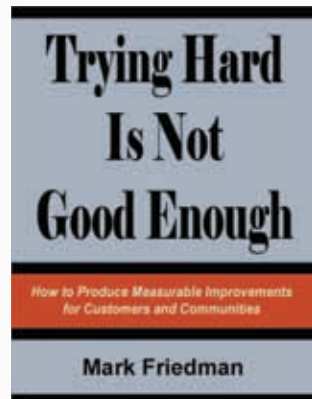
Knowledge Transfer

Examples include:

- www.OurKidsNetwork.ca
- **Network Bulletins**
- **Community Forums**




Results Based Accountability



Websites
raguide.org
resultsaccountability.com

Book - DVD Orders
amazon.com
resultsleadership.org





DEFINITIONS

RESULT or OUTCOME

A condition of well-being for children, adults, families or communities.

Children born healthy, Children ready for school, Safe communities, Clean Environment, Prosperous Economy

INDICATOR or BENCHMARK

A measure which helps quantify the achievement of a result.

Rate of low-birthweight babies, Percent ready at K entry, crime rate, air quality index, unemployment rate

PERFORMANCE MEASURE

A measure of how well a program, agency or service system is working.

1. How much did we do?
2. How well did we do it?
3. Is anyone better off? = **Customer Results**

Population

Performance



Leaking Roof

(Results thinking in everyday life)

→ Experience

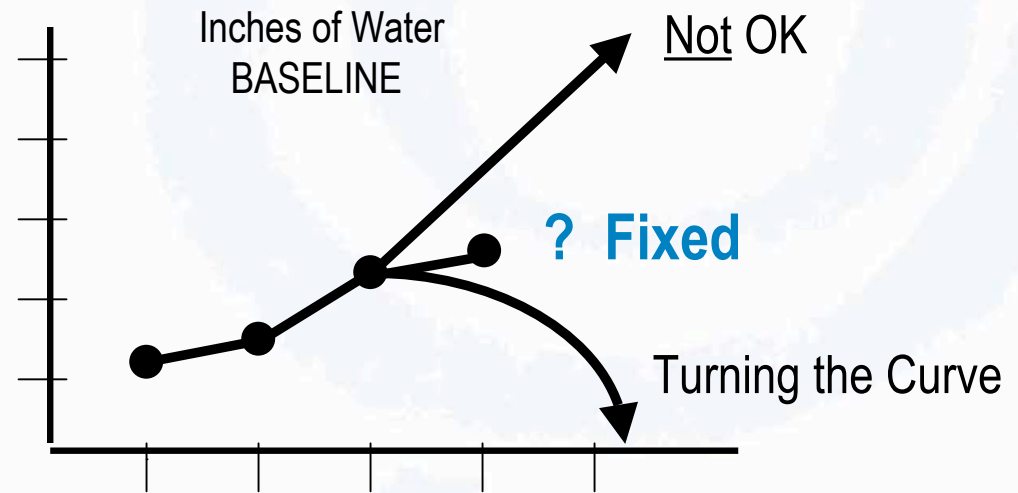
→ Measure

→ Story behind the baseline (causes)

→ Partners

→ What Works

→ Action Plan #2



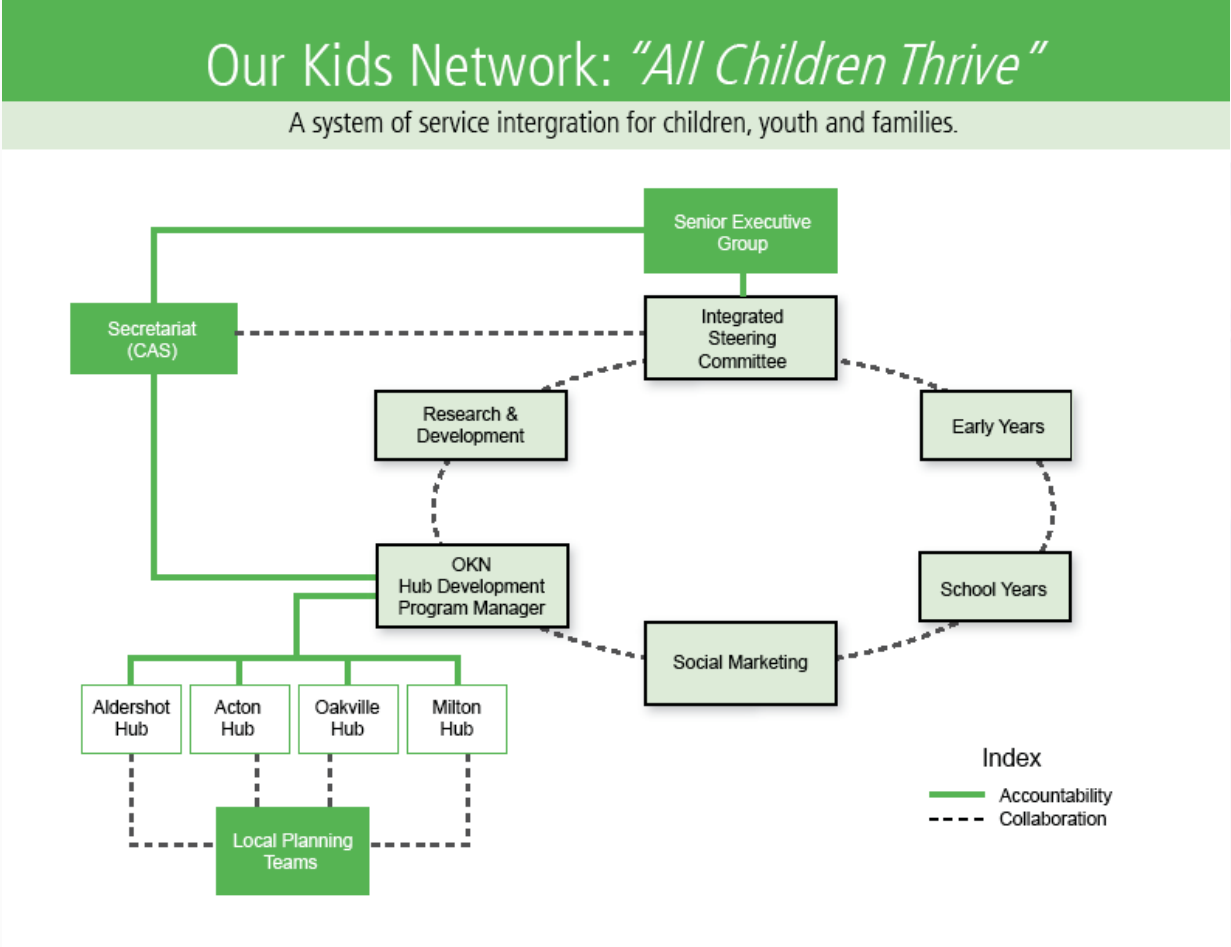


Key Results for Children and Youth in Halton

1. Children are healthy
2. Children are positively connected
3. Children are learning
4. Children are safe
5. Families are strong and stable
6. Schools are connected to the community
7. Neighbourhoods are where we live, work and play



Our Kids Network Structure – Draft (Oct -2008)





Evaluation of Partnership Functioning

- Partnership Self-Assessment Tool (PSAT)
- Designed to:
 - Understand how collaboration works and what it means to create a successful collaborative process
 - Assess how well their collaborative is working
 - Identify specific areas they can focus on to make their collaborative process work better



PSAT cont'd

- Identifies strengths and weaknesses in areas related to synergy:
 - Leadership, efficiency, administration and management and the sufficiency of resources
 - Decision-making process, benefits and drawbacks experienced as a result of participating in the partnership and overall satisfaction with the partnership



Contact Information

Halton Region – 905-825-6000

Joyce See Joyce.See@halton.ca ext 7890

Shelley Lothian Shelley.Lothian@halton.ca ext 2578

Mary Beth Jonz MaryBeth.Jonz@halton.ca ext 2557

Philippa Holowaty philippa.holowaty@halton.ca ext 7858



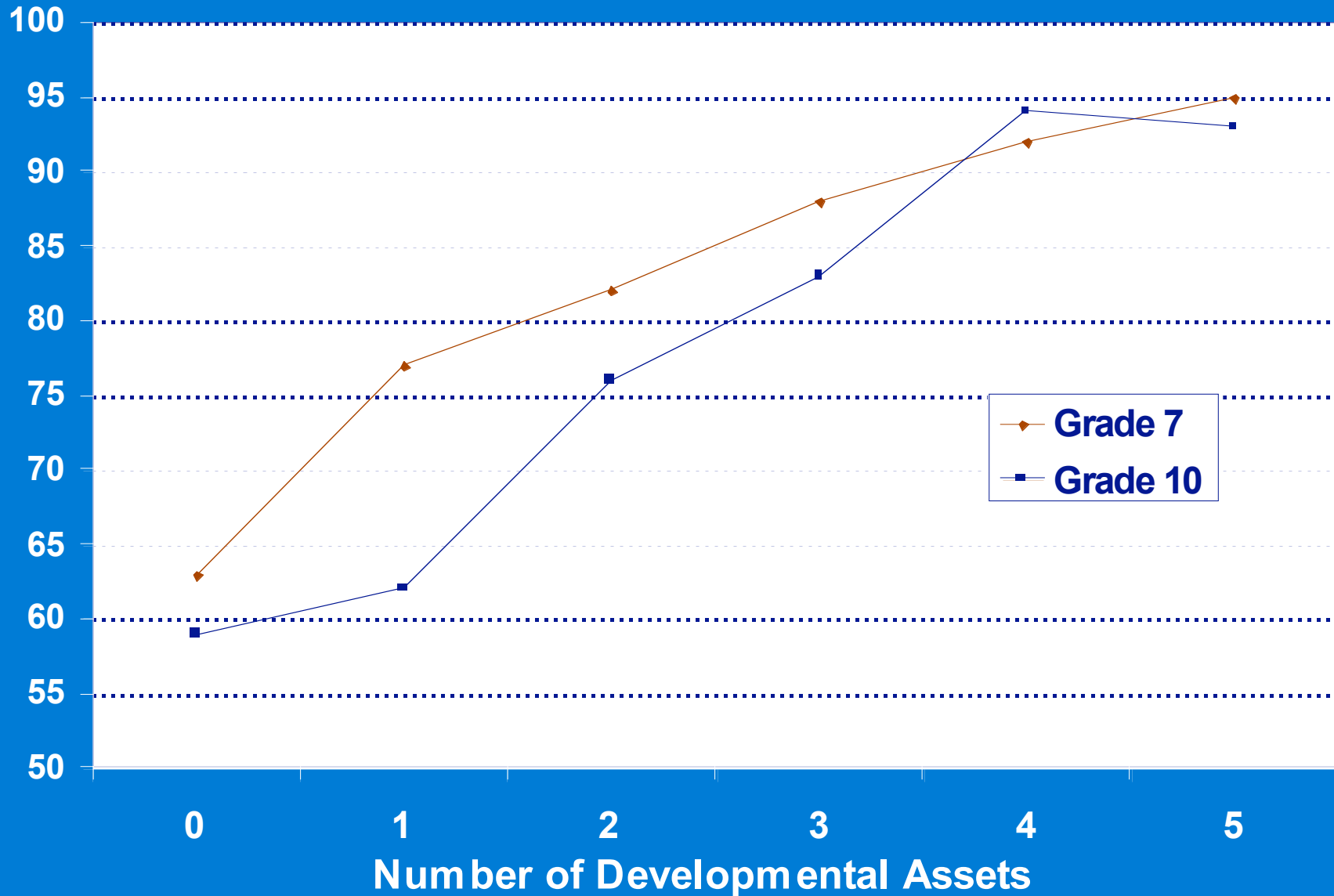
Questions





The Power of Assets to Promote

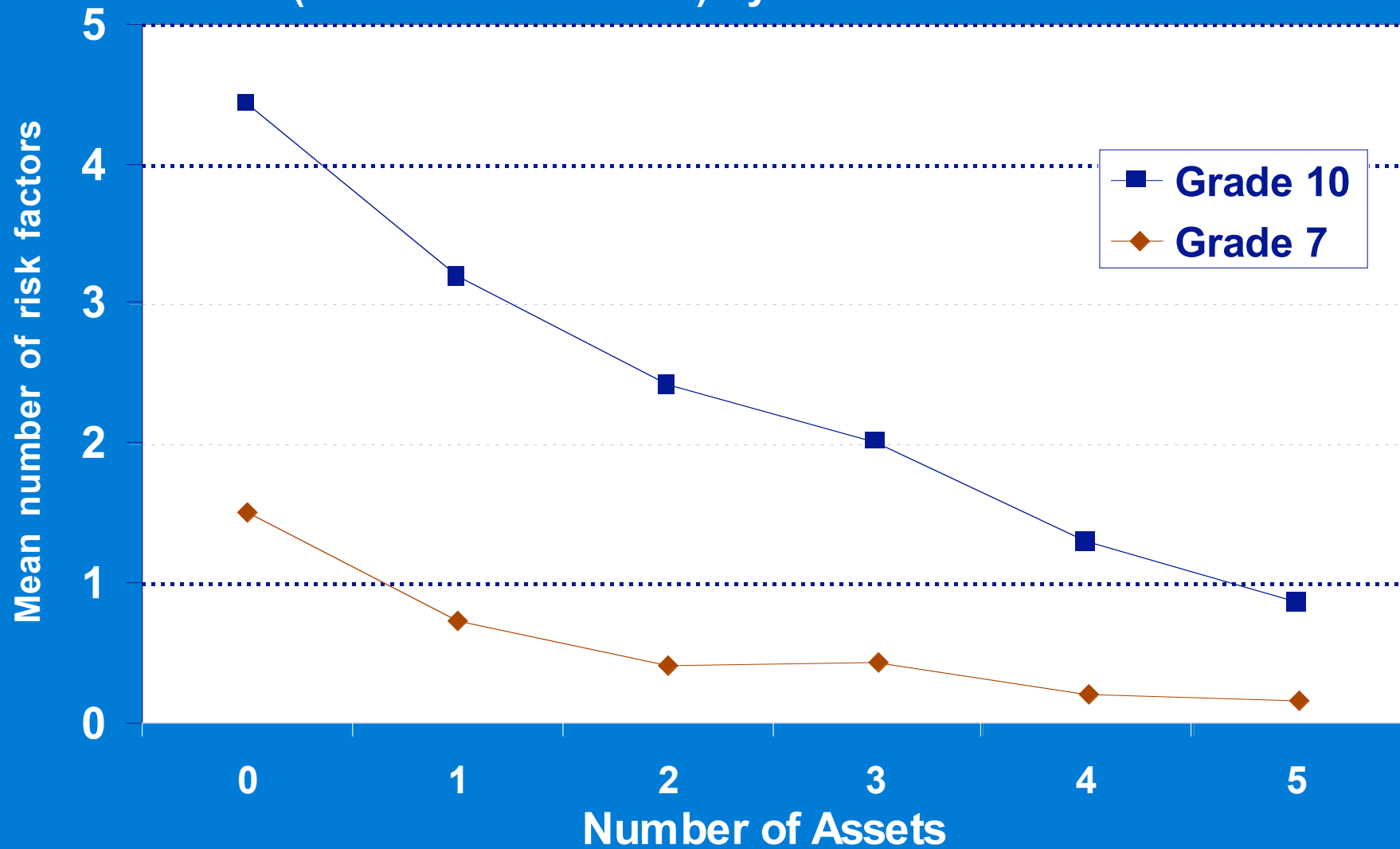
Percent of Students Reporting Provincial Standard Achievement Level (Mostly A's and B's) by Number of Assets





The Power of Assets to Protect

Mean number of risk factors - ever use of cigarettes, smokeless tobacco, other drugs or binge drinking (Maximum score = 7) by Number of Assets





The Gaps in Assets in our Youth

Percent of Students by Developmental Assets and Grade

